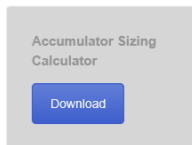


Download tutorial – Accumulator Sizing Calculator

This program is a well-estimated program used by many of our customers as well as our sales professionals as an aid in determining the proper style and size of accumulator that will best fit with our application needs. While this tool serves as more of a general guideline, it is still highly recommended that you consult our Accumulator product specialist further in determining your Accumulator requirements.

Here are the instructions in downloading the Accumulator sizing calculator:

1. Click Download



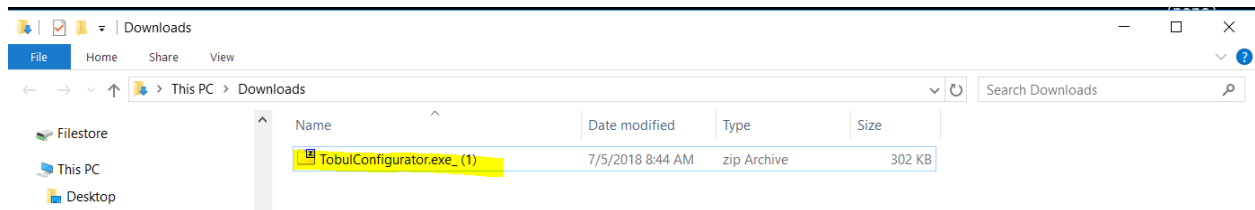
2. The following message will appear below to open or save. You will click on save.



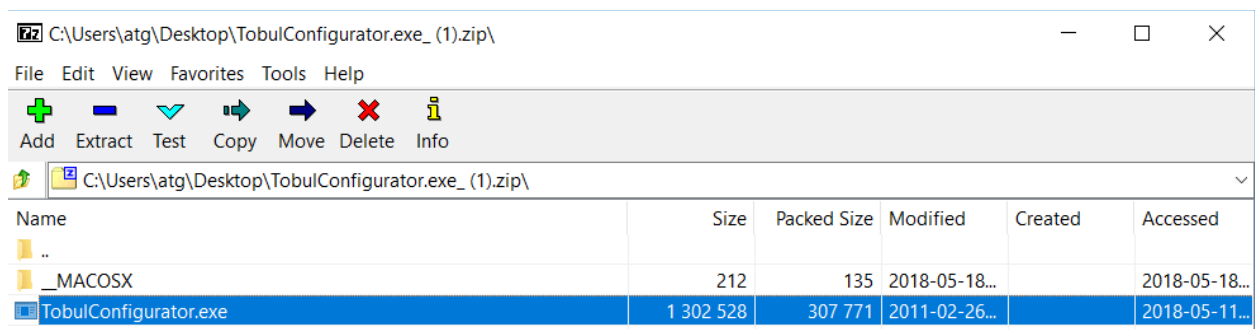
3. Download is completed. Click on open folder



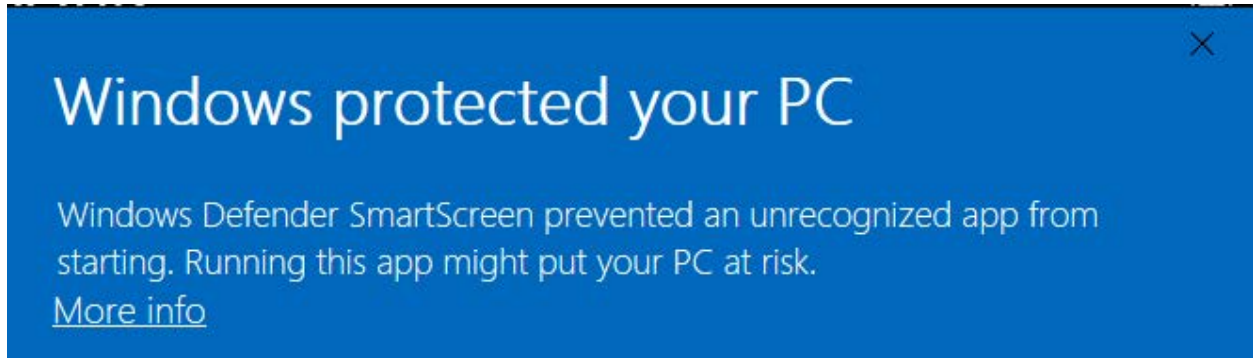
4. The file will appear in your downloads. You can then grab and then drag the file to your desktop.



5. Double click the file icon now on your desktop to open. There is a version for both windows and mac users available to execute. Double click on the TobulConfigurator.exe highlighted to pull up the program



6. In newer versions of windows, the following message may appear. Because this is a well-established program created for older versions of windows operating systems, it will not recognize the program. This is a safe program and the way to move beyond this message would be to click on [more info](#)



7. And then click on [run anyway](#) The program will then open and be ready for you to use.



If you have any questions with downloading or using this program:

Contact our Accumulator Product Specialist

Mike Baldwin @ mbaldwin@dichtomatik.us

Or by phone 803.244.0160